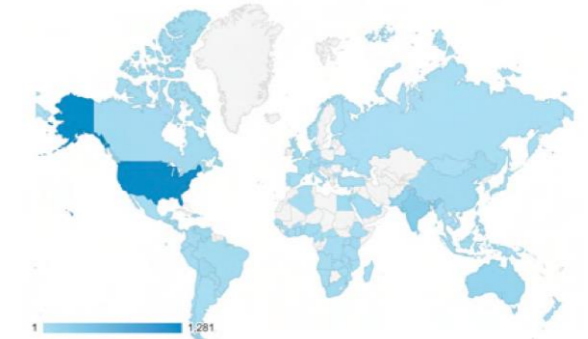
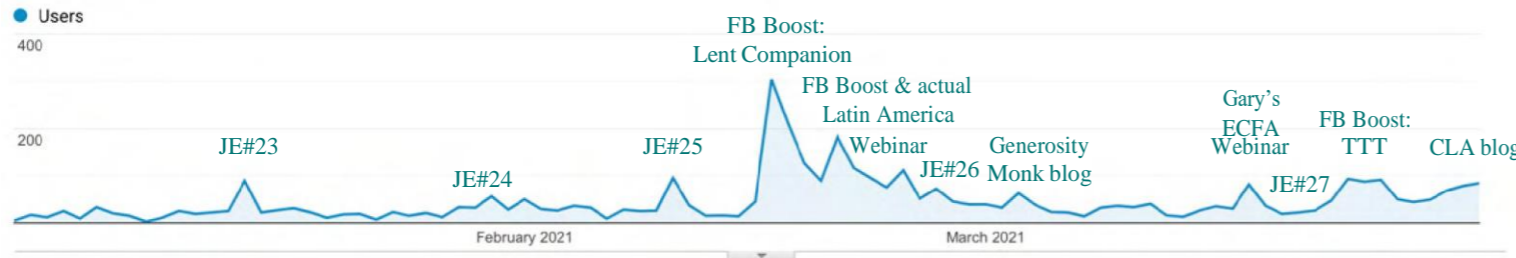




"If you come with us, we will share with you whatever good things the Lord gives us." Numbers 10:32

Overview How do visitors view our website?

Location Where are our visitors?



Summary metrics including Users (3,122), New Users (2,989), Sessions (4,887), Pageviews (10,087), and Bounce Rate (65.30%).



Pages What do they view and do?

Table listing top pages viewed, including 'gtp.org homepage' (1,943 pageviews) and '/resources/ebooks/lent-companion/' (951 pageviews).

Digital Downloads

3,263 (1 January – 31 March)

1,901 (1 October – 31 December)

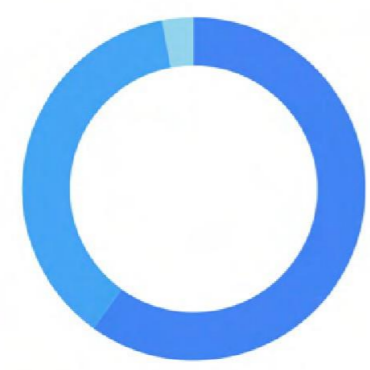
Vimeo Views

323 (1 January – 31 March)

476 (1 October – 31 December)

Table showing top countries for acquisition, with United States leading at 1,281 users (40.81%).

Devices How do they visit?



Comparison of device usage between Current Report (59.9% Desktop, 37.1% Mobile, 3.0% Tablet) and Previous Report (71.4% Desktop, 27.7% Mobile, 1.0% Tablet).

Data from Google Analytics

